

A Place Called Fredericton



Unit 4: Place and Community

ED-5621 Social Studies in Elementary Education

Ashley Mooney, Alexa MacDonald, Maddy MacDougall,
Becky Miller, Kennedy Oomen & Samantha Ricketts

Overview:

Grade Level: Kindergarten

Theme: A Place Called Fredericton - Place and Community

Objective: Students will be able to define community in relation to themselves and others, the features of community and the area of Fredericton, NB.

The theme of place and community will be introduced with resources provided in this toolkit which include storybooks, an art based lesson, a culminating lesson, and additional online resources. The topics of neighborhood, community helpers, relationships, history, family, and friends will be touched on throughout this toolkit. This toolkit also looks at the community closest to most students in this area which is the city of Fredericton, New Brunswick.

When students come to Kindergarten to learn more about the world around them they need to be taught to expand beyond their homes to the larger neighborhoods and communities that surround them. Therefore, when students participate in this unit they will explore the world around them as well as the importance of a community and how people are able to help their own community. Students will also be able to grasp the concept that they themselves are community helpers and can help the people around them. In addition to this, students will have a chance to explore different parts of a community and what that looks like over time.

Related to the curriculum outcomes for You and Your World, this unit will look at the specific features of a community, which include the people who live in it, historic landmarks, homes, along with other structures and establishments. This toolkit contains storybooks related to community, an art based lesson looking at the children's neighborhood in respect to Fredericton and the St. John River, and a culminating project of a community mural puzzle that is to be completed by the students over the course of the unit. As students learn about community and its features as time goes on, they will add puzzle pieces to a mural in the classroom demonstrating their understanding. Additional online resources are provided in this toolkit such as links to videos, websites, and songs related to the theme of place and community.

Table Of Contents:

Curriculum Outcomes.....	p. 4
Storybooks	p. 5
Art Lesson Plan.....	p. 8
Culminating Lesson.....	p. 9
Additional Online Resources.....	p. 10
Appendix.....	p. 16

Curriculum Outcomes:

You and Your World - Unit 4: Place and Community. Pg. 47

- In this unit students will explore various features of their community. This exploration will include an examination of physical features, the importance of safety, as well as connections to other communities. Students will be expected to;
- K 4.1 Describe and locate some of the natural and constructed features of their community;
- K 4.2 Demonstrate an awareness of safety in the community;
- K 4.3 Demonstrate an awareness of the need for personal safety in the home, school and community and be able to act accordingly; and
- K 4.4 Identify connections between their community and other communities (local, national, and global).

Visual Arts Curriculum Outcomes

- GCO 1: Students will be expected to create, independently or collaboratively, a variety of artworks
- K-2. 1.1 Create art for a variety of reasons and recognize that there are many kinds of visual arts
- K-2. 1.2 Create artworks based on memory, mood, feelings, imagination, and fantasy including responses to music and literature
- GCO 2: Students will be expected to explore skills, processes and materials
- K-2.2.3 using a variety of materials, visually communicate stories, ideas, and experiences

Storybooks

The Someone New

Written by Jill Twiss

Illustrated by Eg Kellar



The Someone New is a children’s picture book about kindness and welcoming someone new into the community. Jitterbug the chipmunk enjoys when things stay the same. When Someone New comes into their small community one day, Jitterbug worries that everything will be different. With the help of her friends, can Jitterbug learn to welcome change and Someone New into her community?

Youtube Video “Behind the Art with EG Keller” link:

<https://www.youtube.com/watch?v=hQLePFqo1-s>

This video looks at the step by step process of the illustrator’s art that in the book The Someone New.


Outcomes:

- K 1.1 Demonstrate an understanding of themselves as unique and special.

Franklin's Neighbourhood

Written by Paulette Bourgeois

Illustrated by Brenda Clark



In this children's storybook, Franklin is given the class project to create what he likes best about his neighbourhood. However, Franklin cannot decide what he wants to draw. His friends decide on the pond and the library, Franklin likes those places too. But what about the park? Or his house? After looking at all the places in his neighbourhood, Franklin decides that it is the people in his community that he likes best about his neighbourhood. This story looks at the community as a whole, including individuals in the community.

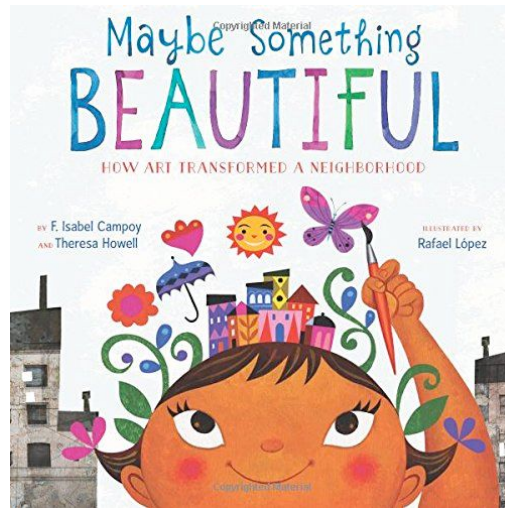
Outcomes:

- K.4.4 Students will be expected to identify connections between their community and other communities (local, national, global)

Maybe Something Beautiful (How Art Transformed a Neighbourhood)

Written by Isabel Campoy & Theresa Howell

Illustrated by Rafael Lopez



'In the heart of a gray city, there lived a girl who loved to doodle, colour, draw and paint'

When Mira sees the world, she sees a canvas and she spreads her love by drawing and making art for everyone in her neighbourhood. When Mira tapes her picture of a glowing sun, a man sees it and uses it as an inspiration.

The man begins to spread colour throughout the streets in the neighbourhood, creating beautiful murals and paintings. The man's efforts encourage other members of the community to create paintings and artwork.

The walls, shops and benches are transformed with beautiful artwork. This children's book celebrates the power of community coming together and the potential that art has for transformation of a community and shows us that even a small group of individuals can affect change in a community.

Read aloud link: <https://www.youtube.com/watch?v=nL5TzKaDXzA>

Outcomes:

- K.1.5 Students will be expected to recognize that families (local, national, and global) have varied traditions, rituals and celebrations.
- K.4.4 Students will be expected to identify connections between their community and other communities (local, national, global).

Arts-Based Lesson: Our Neighborhood



In this activity, students will represent their neighborhood in Fredericton. The water that the houses are reflected on represent the St. John River that separates the North and South side of Fredericton. They can have one house represent their family's home (could be an apartment, house, duplex, etc.). To adapt this for Kindergarten students, students will be given pre-cut shapes including windows, doors, short and tall houses/buildings.

Step 1: Draw a thick line in the middle of the page.

Step 2: Below the line, draw waves/ripples to represent water.

Step 3: Above the line, glue pre-cut shapes to make houses or apartment buildings.

Step 4: Glue doors, windows and roofs.

Step 5: Use watercolor paint to paint the reflection of houses in the water on the bottom half of the page.

Step 6: Use blue watercolor to paint around the reflections of the houses.

An alternative to this could be that students choose their favourite place in Fredericton to represent. They could keep the reflection concept and draw that place above the line in the centre of the page.

Link to Website: <https://www.deepspacesparkle.com/waterfront-houses-art-lesson/>

Culminating Lesson: Building Our Community

Kindergarten's 'You and Your World' Unit 4 focuses on 'Place and Community'. This activity involves building a puzzle mural in the class that represents the different aspects of our community. Throughout the unit, we would read various books on community and do activities about what community means to each student, what you find in a community, the people who live there, etc. Day 1 of the activity would likely be an initial conversation about what community is. Each student will create a puzzle piece about themselves, their homes, their class, etc. to represent what community means to them. As we continue to learn about and expand upon community throughout various activities, we will add puzzle pieces to the class mural. For example, one day we could do a lesson on different jobs within the community such as, police officers, teachers, or firefighters.

As an extension, you could also have people from the community come into the class to talk about what they do for work! The next day, we may learn about buildings in our community, such as the grocery stores or movie theatres. This activity will be ongoing throughout the unit, continually growing as we learn new things. As a conclusion to the unit, we would likely review the puzzle mural and see the depth of our neighbourhoods and communities.



(Combination of these two activities).

Additional Online Resources

Fredericton Tourism - Experience the Wolastoqiyik Story

Retrieved from


<http://www.tourismfredericton.ca/en/blog/201907/experience-the-wolastoqiyik-story>

Long before the arrival of Europeans to Fredericton, the Wolastoqiyik began to call the land along with the beloved Wolastoq River home. This river, known as the Saint John River to non-Indigenous people, is just a small part of the unceded Wolastoqiyik Territory. The Wolastoqiyik Territory is full of stories and traditions stretching back thousands of years illustrating the history of the area. This link offers an abundance of information about activities like pow wows, spirit tours and other possible field trip ideas in and around the Fredericton area. Teachers who are interested in the Wolastoqiyik will be met by many opportunities to learn these unique stories, traditions and engage in experiences only available in this part of the world. The Wolastoqiyik story is waiting to be shared with your classroom by the Wolastoqiyik people.



Pow Wows

The Beaverbrook Art Gallery



Wabanaki Tree Spirit Tours



On the World Map - Detailed Map of Fredericton

Retrieved from

<http://ontheworldmap.com/canada/city/fredericton/large-detailed-map-of-fredericton.html>

This is a large map of Fredericton. It shows streets, roads, rivers, buildings, hospitals, parking, shops, churches, schools, and parks in Fredericton. The map is detailed but simple and easy to read. This map could be put on the smartboard and the class can explore different areas of Fredericton and talk about what they have to offer (schools, churches, stores, parks, etc.). Another activity this online resource could facilitate in the classroom is the class could choose a destination and determine a route along the map from the school to that location. The maps on this website are printable as well so every student in the class could have a copy of their own map to look at. This website also has maps of other cities and areas as well that the class can explore as an extension.



Additional links regarding mapping:

Canadian Institute of Planners - “A Kids Guide to Building Great Communities” -

<https://www.cip-icu.ca/Files/Resources/kidsguide.aspx>

Britannica Kids - “Community”

<https://kids.britannica.com/kids/article/community/626292>

Player FM Podcasts - Places and Travel

Retrieved from <https://player.fm/podcasts/Places-&-Travel>

PlayerFM Discover Signup Login EN

Places & Travel Podcasts

This website has a variety of podcasts about different places and travel stories from around the world. One in particular is about places to go on family vacation. To use this in a kindergarten classroom, you could have the students listen to a few episodes over a few days. Then, they could identify elements of the podcast that the people talked about (ex. Places to eat, fun things to do, etc.) and then create their own podcast as a class about Fredericton. Each student could choose one thing to talk about, and then you could record each of their parts separately. The end result would be a podcast by your class convincing others to take a family vacation to Fredericton. This could be a fun way to end the unit of community and place after learning about it through different activities.

Kids Health - Playground

Retrieved from <https://kidshealth.org/en/parents/playground.html>

The screenshot shows the KidsHealth website interface. At the top, there is a blue navigation bar with the KidsHealth logo (from Nemours) and a search icon. Below the logo are navigation tabs for 'for Parents', 'for Kids', 'for Teens', and 'For Educators'. The main content area features a breadcrumb trail 'KidsHealth / for Parents / Playground Safety' and a title 'Playground Safety'. It includes social media icons for Facebook, Twitter, and Pinterest, and a 'Reviewed by: Kate M. Cronan, MD' note. There are also icons for listening, text size adjustment (AAA), and printing. A section titled 'Why Is Playground Safety Important?' explains that playgrounds offer fresh air, friends, fun, and exercise, but safety is crucial to avoid injuries from faulty equipment or unsafe behavior. A green button labeled 'en español' with the text 'Seguridad en los parques infantiles' is visible. On the right, a 'MORE ON THIS TOPIC FOR:' sidebar lists related articles: 'Parents', 'Household Safety: Preventing Injuries From Falling, Climbing, and Grabbing', 'Choosing Safe Toys', 'Bike Safety', 'Toddlers: Learning by Playing', and 'Concussions', with a 'View more' link at the bottom.

This website covers safety tips for playing on the playground and using the equipment, and gives an outline of different guidelines that students should be aware of so that they can demonstrate safety within their community. Using this information, you could take your class for an outdoor walk around the school and playground, stopping at different areas to explain the safety rules for each area. As students become more comfortable with the rules, you could take them on another walk and have the students (in pairs or alone, whatever they prefer) explain to their classmates what safety rules apply to each area.

As an extension, you could videotape the students playing on the playground, and during class time play it back to them. The students can then point out when they see someone playing safely or fairly, and explain the safe behaviours that were demonstrated.


Youtube - Kids Academy - Community Helpers

Retrieved from <https://www.youtube.com/watch?v=jt2q1cHsH6E>

The Kids Academy YouTube video 'Community Helpers' demonstrates different jobs within the community. This could be a good introduction video to start a discussion about what jobs students know about (what their parents do), what jobs they learned from this video, and where you might find these jobs in the community.



There are also interactive trivia questions throughout the video to keep students engaged.



An extension to this video could be an activity such as the following. Retrieved from <https://www.pinterest.ca/pin/771874823605070352/> (See Appendix for example handouts)

Youtube - “This is where I live” Song by PlayKids

Retrieved from <https://www.youtube.com/watch?v=3crdfjFfxjl>



This video is a song demonstrating the different places that people live in. This video covers questions including: Where do you live? In a house, an apartment, a small town or a big city? Do you live with a big family or just with your parents? There are so many different types of homes and families around the world and each one is special in its own unique way. Students can sing along with the video as they learn about the different homes all over the world. The video covers both the homes of the cartoon animals as well as actual photos of people’s homes around the world. This can lead to an open discussion regarding the different homes that people live in as well as the different people they may live with.

PlayKids features music for kids, learning videos, easy crafts for kids, brain break songs for teachers, nursery rhymes, kids songs, funny songs, STEAM and STEM crafts for kids, and more. Including the animated series Junior on the Job, where kids learn about different jobs in their neighborhood!

Link to website retrieved from <http://plkids.tv/JuniorOnTheJob>

Appendix

© All Rights Reserved www.kidsworkbooks.com

My Community Sorting Mat

© All Rights Reserved www.kidsworkbooks.com

© Lakeshore A sample from our My First K-12 School Kindergarten Learning Center (17134)

www.kidsworkbooks.com